Preschool, level 1b

2-3 players and a dice. Roll the dice. The player with the highest number, solves the next square. Roll dice again to decide who solves square number 2 etc. Every square is only solved once.

<u>More ideas:</u>
Show the number with your fingers. How does the number look? What is the thing "in the square" used for? To what can the letter be used? Which sound or letter does the word begin with?

All players do all exercises.

Have a great time.

BEGIN HERE

How many?

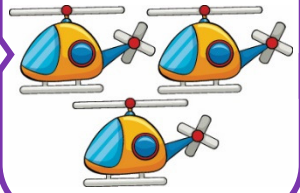

What is this?

Standing.
Lift one arm at the time.
The arm in level.
10 lifts.

What is this?

P

What is this?

How many?

What is this?

M

What is this?

4 rounds
3 claps in hands
3 claps on thighs
3 stamps with feet

How many?



What is this?

Y

What is this?

Jump on one leg.
10 jumps on each leg.

How many?

What is this?



What is this?

O

What is this?

How many?

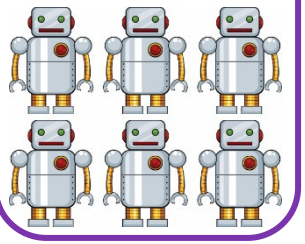

THE END

trine-evald.dk

"preSchoolLevel01b.pdf"